

Piatti doccia

LIF H3

hatria

LIF H3 shower trays

L'INNOVAZIONE DELL'ELEGANZA E
DELLA LEGGEREZZA

INNOVATION OF ELEGANCE AND LIGHTNESS




I piatti doccia LIF H3 di soli 3 cm di altezza rivoluzionano l'ambiente bagno in un vero e proprio spazio dove l'estetica e la funzionalità si sposano in modo armonico.

La rivoluzionaria tecnologia sviluppata negli stabilimenti Hatria consente infatti di ottenere una qualità non pareggiabile e una maggiore definizione dei dettagli rispetto alle attuali tecnologie in commercio, conferendo al prodotto un design dall'aspetto ultramoderno. Dalla combinazione tra materiale ceramico ed know-how d'avanguardia si ottiene la completa planarità del piatto su lunghezze sino a 140 cm coniugata alla leggerezza, proiettando così la collezione in una dimensione unica nel panorama mondiale.

La piletta tonda ispezionabile con coperchio ultrapiatto integra e rafforza le caratteristiche di unicità di questo prodotto ceramico. Installabili sia a filo pavimento che in appoggio.

The shower trays H3 in ceramic only 3 centimeters high make a revolution inside the bathroom creating a new space coupling design and functionality in harmony. The brand new technology developed by Hatria allows a quality without comparison and a better definition of the details and last but not least a very trendy design. With the combination of ceramic material with advanced know-how we reach a complete flat, slim and light solution up to 140 centimeters. This creates a new chapter in the story of this product in a worldwide point of view. The drain with a slim cover completes the unique and specific details of this product. Can be floor-mounted or built-in.



hatria



01 BIANCO
WHITE



25 BIANCO MATT
WHITE MATT



01

01: LIF H3 140x80, VASO + BIDET BEAT

01: LIF H3 140x80, wc + bidet BEAT

hatria.



02


02: LIF H3 120x80

hatria

SCHEDE TECNICHE

TECHNICAL SHEETS

LIF H3 showertrays CERAMIC



Y2AA01 (BI-White)

Y2AA77 (CR-Chrome)

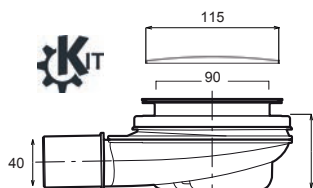
Piletta ispezionabile h 60 mm da 90 mm, coperchio tondo cromato **ULTRA PIATTO** con logo **HATRIA** (per piatti doccia LIF H3)

Shower drain with removable siphon, drainage 90 mm, h 60 mm, with round **ULTRA FLAT** cover and **HATRIA** logo (for LIF H3 shower trays)

ULTRA SOTTILE, SPESSORE 30 MM
ULTRA FLAT, 30 MM THICK
GANZ FLACH, NUR 3 CM HOCH

hatria

Sequenza installazione Sequence of installation



Y3AC01 (BI-White)

Y3AC77 (CR-Chrome)

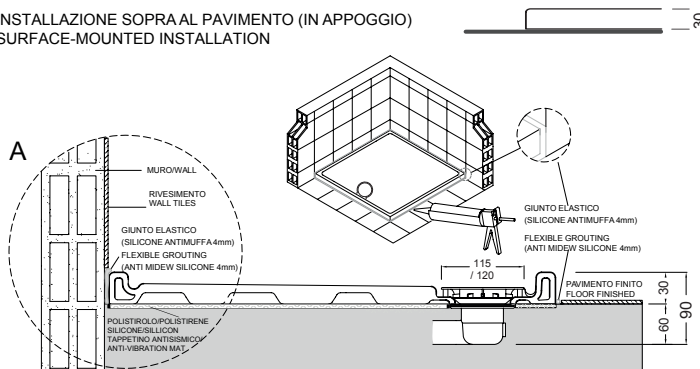
Piletta ispezionabile **GEBERIT** h 60 mm da 90 mm, coperchio tondo cromato (per piatti doccia LIF H3)

GEBERIT Shower drain with removable siphon, drainage 90 mm, h 60 mm round cover (for LIF H3 shower trays)

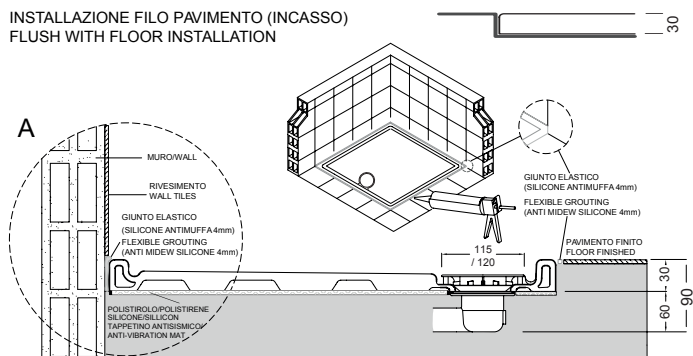
GEBERIT

Installed

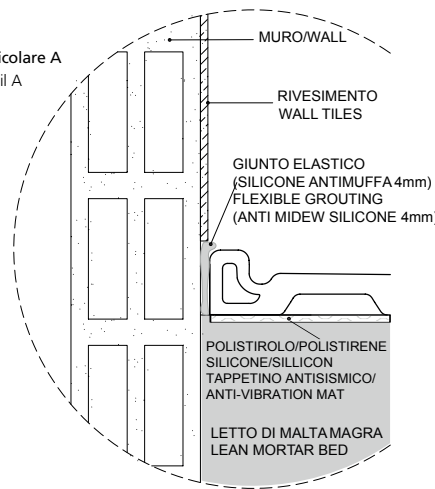
INSTALLAZIONE SOPRA AL PAVIMENTO (IN APPOGGIO)
SURFACE-MOUNTED INSTALLATION



INSTALLAZIONE FILO PAVIMENTO (INCASSO)
FLUSH WITH FLOOR INSTALLATION



Particolare A
Detail A



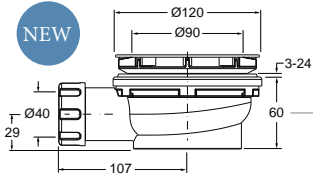
hatria

LIF H3 showertrays
CERAMIC

● 25 BIANCO MATT
WHITE MATT



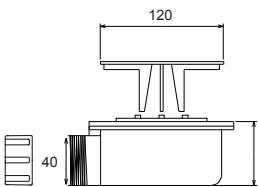
LATO NON SMALTATO
UNGLAZED SIDE
SEITE OHNE EMAILLE



Y3AX25 (BM-White MATT)
Piletta ispezionabile h 60 mm con scarico da 90 mm, coperchio tondo Bianco Matt (per piatti doccia LIF.H3)
Shower drain with removable siphon, drainage 90 mm, h 60 mm, with round cover White Matt (for LIF.H3 shower trays)

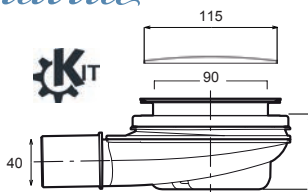


ULTRA SOTTILE, SPESSORE 30 MM
ULTRA FLAT, 30 MM THICK
GANZ FLACH, NUR 3 CM HOCH



Y2AA77 (CR-Chrome)
Piletta ispezionabile h 60 mm da 90 mm, coperchio tondo cromato ULTRA PIATTO con logo HATRIA (per piatti doccia LIF H3)
Shower drain with removable siphon, drainage 90 mm, h 60 mm, with round ULTRA FLAT cover and HATRIA logo (for LIF H3 shower trays)

hatria



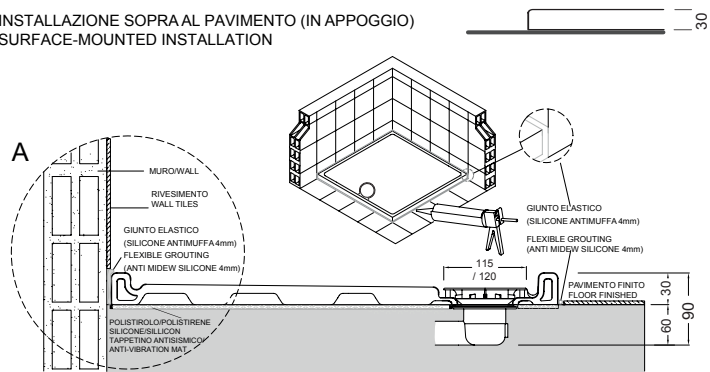
Y3AC77 (CR-Chrome)
Piletta ispezionabile GEBERIT h 60 mm da 90 mm, coperchio tondo cromato (per piatti doccia LIF H3)
GEBERIT Shower drain with removable siphon, drainage 90 mm, h 60 mm round cover (for LIF H3 shower trays)

GEBERIT

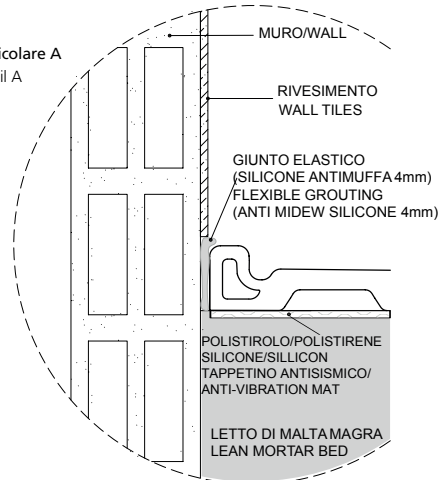
Installed

Sequenza installazione Sequence of installation

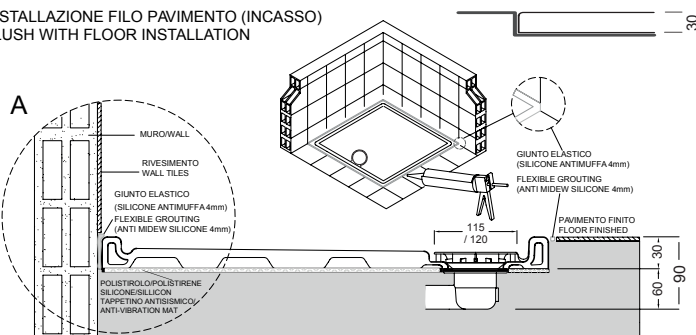
INSTALLAZIONE SOPRA AL PAVIMENTO (IN APPOGGIO)
SURFACE-MOUNTED INSTALLATION



Particolare A
Detail A



INSTALLAZIONE FILO PAVIMENTO (INCASSO)
FLUSH WITH FLOOR INSTALLATION



hatria

LIF H3 140x80-120x80-100x80

CERAMICA - CERAMIC

1400x800

1200x800

1000x800

Piatti doccia in ceramica H3 con scarico da 90 mm estraibile e di facile manutenzione. Copripiletta tonda. Installazione a filo pavimento o in appoggio. Montaggio con scarico opposto al muro, lato non smaltato opposto alla piletta. Piletta di scarico non inclusa.


Ceramic shower trays H3 featuring removable easy-care 90 mm drain trap. Round-shaped drain cover. Flush-with-the-floor or floor-mounted installation. Assembly with drain trap on opposite side to wall, non-glazed side opposite drain trap. Siphon drainage not inclusive.

Duschwanne in Keramik H3 mit 90 mm Ablauf, herausziehbar und von einfacher Handhabung. Rund Auslauf- Abdeckung. Bodenebene Installation oder Aufsatz. Montage mit Ablauf in Wandgegenrichtung, nicht emailierte Seite dem Ablauf entgegengesetzt. Ablaufsiphon nicht inbegriffen.


Receveurs de douche en céramique H3 avec tirette de 90 mm, bonde de vidage extractible et entretien facile. Couvercle carré ou tour. Pose au ras du sol ou avec bord apparent. Montage avec vidange côté mur, côté non émaillé opposé à la tirette. Bonde de vidage pas compris.

Ducha de cerámica H3 con desagüe de 90 mm extraíble y de fácil mantenimiento. Cubredesagüe redondo. Instalación contra el pavimento o apoyado al mismo. Montaje con desagüe opuesto a la pared, lado no esmaltado opuesto al desagüe. Valvula de descarga not incluida.


Душевой поддон из керамики H3 со съёмным легкоочищаемым сливом 90 мм. Круглой крышка сливного отверстия. Встроенная установка или с опорой на пол. Монтаж со сливом дальше от стены, незмалированная сторона должна быть противоположна сливному отверстию. Слив не включены.



Y1ZV01



Y1ZX01



Y1ZY01

INSTALLAZIONE INSTALLATION

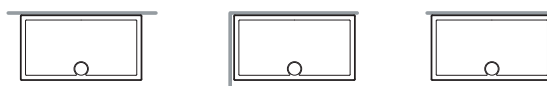
in appoggio
surface-mounted



filo pavimento
flush with flo



esempi di montaggio
mounting examples



ACCESSORI ACCESSORIES



Y2AA01 (Bl-White)
Y2AA77 (CR-Chrome)

Piletta ispezionabile h 60 mm da 90 mm, coperchio tondo ULTRA PIATTO con logo HATRIA (per piatti doccia LIF H3)
Shower drain with removable siphon, drainage 90 mm, h 60 mm, with round ULTRA FLAT cover and HATRIA logo (for LIF H3 shower trays)

hatria



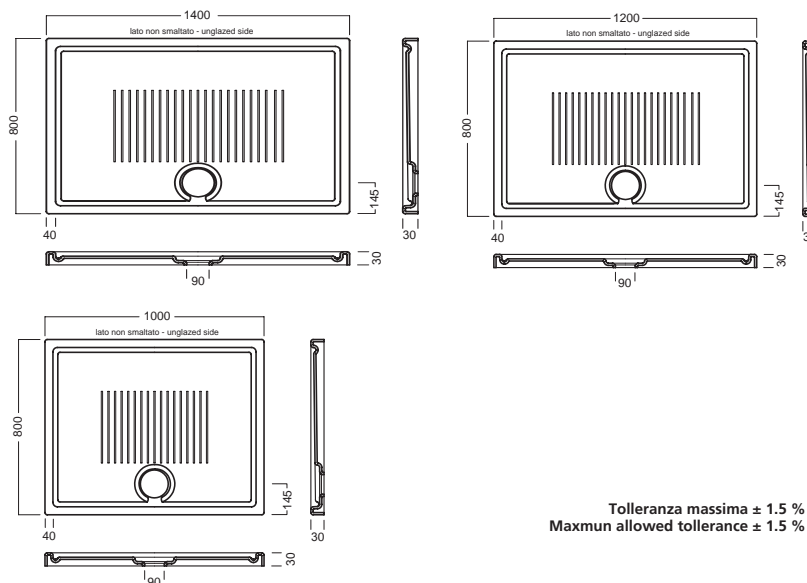
Y3AC01 (Bl-White)
Y3AC77 (CR-Chrome)

Piletta ispezionabile GEBERIT h 60 mm da 90 mm, coperchio tondo cromato (per piatti doccia LIF H3)
GEBERIT Shower drain with removable siphon, drainage 90 mm, h 60 mm round cover (for LIF H3 shower trays)

GEBERIT

Installed

DISEGNO TECNICO TECHNICAL DESIGN



Tolleranza massima $\pm 1.5\%$
Maxmun allowed tolerance $\pm 1.5\%$

01 BIANCO
WHITE

hatria

LIF H3 140x70-120x70-100x70-90x70

CERAMICA - CERAMIC

1400x700
1200x700
1000x700
900x700

Piatti doccia in ceramica H3 con scarico da 90 mm estraibile e di facile manutenzione. Copripiletta tonda. Installazione a filo pavimento o in appoggio. Montaggio con scarico opposto al muro, lato non smaltato opposto alla piletta. Piletta di scarico non inclusa.


Ceramic shower trays H3 featuring removable easy-care 90 mm drain trap. Round-shaped drain cover. Flush-with-the-floor or floor-mounted installation. Assembly with drain trap on opposite side to wall, non-glazed side opposite drain trap. Siphon drainage not inclusive.

Duschwanne in Keramik H3 mit 90 mm Ablauf, herausziehbar und von einfacher Handhabung. Rund Auslauf- Abdeckung. Bodenebene Installation oder Aufsatz. Montage mit Ablauf in Wandgegenrichtung, nicht emailierte Seite dem Ablauf entgegengesetzt. Ablaufsiphon nicht inbegriffen.


Receveurs de douche en céramique H3 avec tirette de 90 mm, bonde de vidage extractible et entretien facile. Couvercle carré ou tour. Pose au ras du sol ou avec bord apparent. Montage avec vidange côté mur, côté non émaillé opposé à la tirette. Bonde de vidage pas compris.

Ducha de cerámica H3 con desagüe de 90 mm extraíble y de fácil mantenimiento. Cubredesagüe redondo. Instalación contra el pavimento o apoyado al mismo. Montaje con desagüe opuesto a la pared, lado no esmaltado opuesto al desagüe. Valvula de descarga not incluida.


Душевой поддон из керамики H3 со съёмным легкоочищаемым сливом 90 мм. Круглой крышка сливного отверстия. Встроенная установка или с опорой на пол. Монтаж со сливом дальше от стены, неэмалированная сторона должна быть противоположна сливному отверстию. Слив не включены.




Y1ZW01



Y1ZZ01



Y1W001



Y1W101

INSTALLAZIONE INSTALLATION

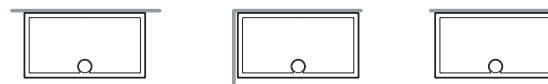
in appoggio
surface-mounted



filo pavimento
flush with floor



esempi di montaggio
mounting examples



ACCESSORI ACCESSORIES



Y2AA01 (BI-White)

Y2AA77 (CR-Chrome)

Piletta ispezionabile h 60 mm da 90 mm, coperchio tondo ULTRA PIATTO con logo HATRIA (per piatti doccia LIF H3)
Shower drain with removable siphon, drainage 90 mm, h 60 mm, with round ULTRA FLAT cover and HATRIA logo (for LIF H3 shower trays)

hatria



Y3AC01 (BI-White)

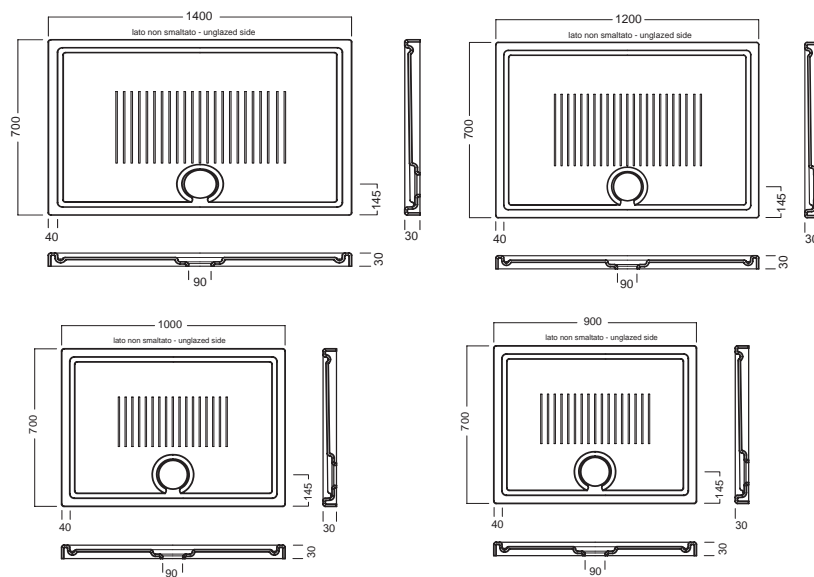
Y3AC77 (CR-Chrome)

Piletta ispezionabile GEBERIT h 60 mm da 90 mm, coperchio tondo cromato (per piatti doccia LIF H3)
GEBERIT Shower drain with removable siphon, drainage 90 mm, h 60 mm round cover (for LIF H3 shower trays)

GEBERIT

Installed

DISEGNO TECNICO TECHNICAL DESIGN



Tolleranza massima $\pm 1.5\%$
Maxmun allowed tollerance $\pm 1.5\%$

01 BIANCO
WHITE

hatria

LIF H3 BIANCO MATT

NEW

140x80-120x80-100x80

CERAMICA - CERAMIC

1400x800
1200x800
1000x800

Piatti doccia in ceramica H3 con scarico da 90 mm estraibile e di facile manutenzione. Copripiletta tonda. Installazione a filo pavimento o in appoggio. Montaggio con scarico opposto al muro, lato non smaltato opposto alla piletta. Piletta di scarico non inclusa.


Ceramic shower trays H3 featuring removable easy-care 90 mm drain trap. Round-shaped drain cover. Flush-with-the-floor or floor-mounted installation. Assembly with drain trap on opposite side to wall, non-glazed side opposite drain trap. Siphon drainage not inclusive.

Duschwanne in Keramik H3 mit 90 mm Ablauf, herausziehbar und von einfacher Handhabung. Rund Auslauf- Abdeckung. Bodenebene Installierung oder Aufsatz. Montage mit Ablauf in Wandgegenrichtung, nicht emaillierte Seite dem Ablauf entgegengesetzt. Ablaufsiphon nicht inbegriffen.


Receveurs de douche en céramique H3 avec tirette de 90 mm, bonde de vidage extractible et entretien facile. Couvercle carré ou tour. Pose au ras du sol ou avec bord apparent. Montage avec vidange côté mur, côté non émaillé opposé à la tirette. Bonde de vidage pas compris.

Ducha de cerámica H3 con desagüe de 90 mm extraíble y de fácil mantenimiento. Cubredesagüe redondo. Instalación contra el pavimento o apoyado al mismo. Montaje con desagüe opuesto a la pared, lado no esmaltado opuesto al desagüe. Valvula de descarga not incluida.


Душевой поддон из керамики H3 со съёмным легкоочищаемым сливом 90 мм. Круглой крышка сливного отверстия. Встроенная установка или с опорой на пол. Монтаж со сливом дальше от стены, незмалированная сторона должна быть противоположна сливному отверстию. Слив не включены.



 ● A0Y1ZV25



 ● A0Y1ZX25



 ● A0Y1ZY25

INSTALLAZIONE INSTALLATION

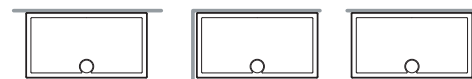
in appoggio
surface-mounted



filo pavimento
flush with flo



esempi di montaggio
mounting examples



ACCESSORI ACCESSORIES



Y2AA77 (CR-Chrome)

Piletta ispezionabile h 60 mm da 90 mm, coperchio tondo ULTRA PIATTO con logo HATRIA (per piatti doccia LIF H3)
Shower drain with removable siphon, drainage 90 mm, h 60 mm, with round ULTRA FLAT cover and HATRIA logo (for LIF H3 shower trays)

hatria

NEW



Y3AX25 (BM-White MATT)

Piletta ispezionabile h 60 mm con scarico da 90 mm, coperchio tondo Bianco Matt (per piatti doccia LIF.H3)
Shower drain with removable siphon, drainage 90 mm, h 60 mm, with round cover White Matt (for LIF.H3 shower trays)

SILFRA



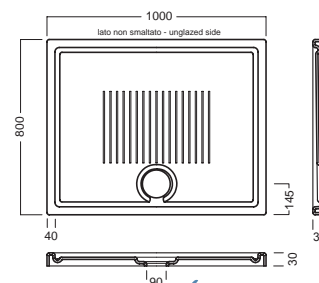
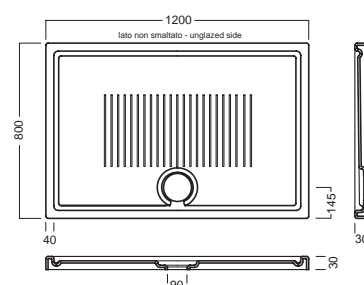
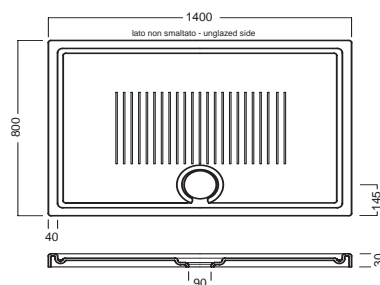
Y3AC77 (CR-Chrome)

Piletta ispezionabile GEBERIT h 60 mm da 90 mm, coperchio tondo cromato (per piatti doccia LIF H3)
GEBERIT Shower drain with removable siphon, drainage 90 mm, h 60 mm round cover (for LIF H3 shower trays)

GEBERIT

Installed

DISEGNO TECNICO TECHNICAL DESIGN



hatria

 ● 25 BIANCO MATT
WHITE MATT

Tolleranza massima ± 1.5 %
Maxmun allowed tolerance ± 1.5 %

LIF H3 BIANCO MATT



140x70-120x70-100x70-90x70

CERAMICA - CERAMIC

1400x700
1200x700
1000x700
900x700

Piatti doccia in ceramica H3 con scarico da 90 mm estraibile e di facile manutenzione. Copripiletta tonda. Installazione a filo pavimento o in appoggio. Montaggio con scarico opposto al muro, lato non smaltato opposto alla piletta. Piletta di scarico non inclusa.


Ceramic shower trays H3 featuring removable easy-care 90 mm drain trap. Round-shaped drain cover. Flush-with-the-floor or floor-mounted installation. Assembly with drain trap on opposite side to wall, non-glazed side opposite drain trap. Siphon drainage not inclusive.

Duschwanne in Keramik H3 mit 90 mm Ablauf, herausziehbar und von einfacher Handhabung. Rund Auslauf- Abdeckung. Bodenebene Installation oder Aufsatz. Montage mit Ablauf in Wandgegenrichtung, nicht emaillierte Seite dem Ablauf entgegengesetzt. Ablaufsiphon nicht inbegriffen.


Receveurs de douche en céramique H3 avec tirette de 90 mm, bonde de vidage extractible et entretien facile. Couverture carrée ou tour. Pose au ras du sol ou avec bord apparent. Montage avec vidange côté mur, côté non émaillé opposé à la tirette. Bonde de vidage pas compris.

Ducha de cerámica H3 con desagüe de 90 mm extraíble y de fácil mantenimiento. Cubredesagüe redondo. Instalación contra el pavimento o apoyado al mismo. Montaje con desagüe opuesto a la pared, lado no esmaltado opuesto al desagüe. Valvula de descarga not incluida.


Душевой поддон из керамики H3 со съёмным легкоочищаемым сливом 90 мм. Круглой крышка сливного отверстия. Встроенная установка или с опорой на пол. Монтаж со сливом дальше от стены, незэмалированная сторона должна быть противоположна сливному отверстию. Слив не включены.




 ● **A0Y1ZW25**



 ● **A0Y1ZZ25**



 ● **A0Y1W025**



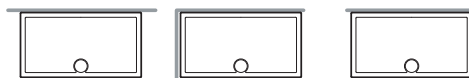
 ● **A0Y1W125**

INSTALLAZIONE INSTALLATION

in appoggio
surface-mounted

filo pavimento
flush with flo

esempi di montaggio
mounting examples



ACCESSORI ACCESSORIES



Y2AA77(CR-Chrome)

Piletta ispezionabile h 60 mm da 90 mm, coperchio tondo **ULTRA PIATTO** con logo **HATRIA** (per piatti doccia LIF H3)
Shower drain with removable siphon, drainage 90 mm, h 60 mm, with round **ULTRA FLAT** cover and **HATRIA** logo (for LIF H3 shower trays)

hatria



Y3AX25 (BM-White MATT)

Piletta ispezionabile h 60 mm con scarico da 90 mm, coperchio tondo Bianco Matt (per piatti doccia LIF.H3)
Shower drain with removable siphon, drainage 90 mm, h 60 mm, with round cover White Matt (for LIF.H3 shower trays)



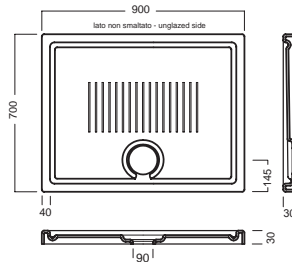
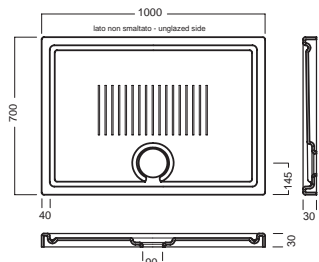
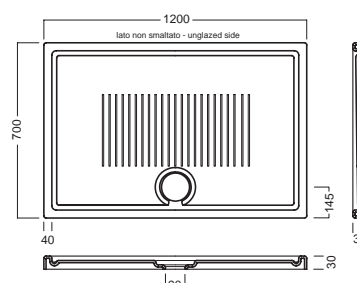
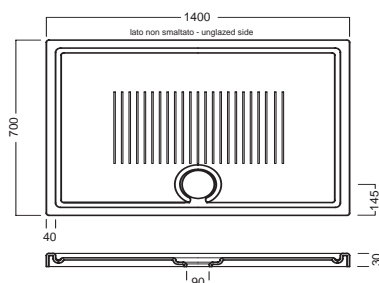
Y3AC77 (CR-Chrome)

Piletta ispezionabile **GEBERIT** h 60 mm da 90 mm, coperchio tondo cromato (per piatti doccia LIF H3)
GEBERIT Shower drain with removable siphon, drainage 90 mm, h 60 mm round cover (for LIF H3 shower trays)

GEBERIT

Installed

DISEGNO TECNICO TECHNICAL DESIGN



Tolleranza massima ± 1.5 %
Maxmun allowed tolerance ± 1.5 %

 ● **25 BIANCO MATT**
WHITE MATT

hatria

hatria

Hatria S.r.l

Via Isidoro e Lepido Facii Zona industriale S. Atto 64020 Teramo Italia
tel. +39 0861 2011 fax +39 0861 201235
venditeitalia@hatria.com; exportdpt@hatria.com; marketing@hatria.com

www.hatria.com